

## Cascadable Amplifier 5 to 400 MHz

Rev. V2

### Features

- AVAILABLE IN SURFACE MOUNT
- HIGH GAIN-TWO STAGES 26 dB
- MEDIUM OUTPUT LEVEL: +13.5 dBm (TYP.)
- HIGH THIRD ORDER I.P. + 27 dBm (TYP.)

### Description

The A56 RF amplifier is a discrete hybrid design, which uses thin film manufacturing processes for consistent performance and high reliability.

This 2 stage bipolar transistor feedback amplifier design displays impressive performance over a broadband frequency range. An active DC biasing network insures temperature-stable performance.


Both TO-8 and Surface Mount packages are hermetically sealed, and MIL-STD-883 environmental screening is available

### Ordering Information

Part Number	Package
A56	TO-8
MAAM-008724-0SMA56	Surface Mount
MAAM-008724-00CA56	SMA Connectorized **

\*\* The connectorized version is not RoHs compliant.

### Product Image



### Electrical Specifications: $Z_0 = 50\Omega$ , $V_{CC} = +15 V_{DC}$

Parameter	Units	Typical	Guaranteed	
		25°C	0° to 50°C	-54° to +85°C*
Frequency	MHz	3-500	5-400	5-400
Small Signal Gain (min)	dB	26.0	24.0	23.0
Gain Flatness (max)	dB	±0.3	±1.0	±1.0
Reverse Isolation	dB	38		
Noise Figure (max)	dB	5.5	7.0	7.5
Power Output @ 1 dB comp. (min)	dBm	13.5	12.5	12.0
IP3	dBm	+27		
IP2	dBm	+48		
Second Order Harmonic IP	dBm	+54		
VSWR Input / Output (max)		1.4:1 / 1.4:1	1.9:1 / 1.9:1	2.0:1 / 2.0:1
DC Current @ 15 Volts (max)	mA	69	75	79

### Absolute Maximum Ratings

Parameter	Absolute Maximum
Storage Temperature	-62°C to +125°C
Case Temperature	+125°C
DC Voltage	+17 V
Continuous Input Power	12 dBm
Short Term Input power (1 minute max.)	50 mW
Peak Power (3 µsec max.)	0.5 W
"S" Series Burn-In Temperature (case)	+125°C

### Thermal Data: $V_{CC} = +15 V_{DC}$

Parameter	Rating
Thermal Resistance $\theta_{jc}$	45°C/W
Transistor Power Dissipation $P_d$	0.159 W
Junction Temperature Rise Above Case $T_{jc}$	7°C

\* Over temperature performance limits for part number CA56, guaranteed from 0°C to +50°C only.

**ADVANCED:** Data Sheets contain information regarding a product M/A-COM Technology Solutions is considering for development. Performance is based on target specifications, simulated results, and/or prototype measurements. Commitment to develop is not guaranteed.

**PRELIMINARY:** Data Sheets contain information regarding a product M/A-COM Technology Solutions has under development. Performance is based on engineering tests. Specifications are typical. Mechanical outline has been fixed. Engineering samples and/or test data may be available. Commitment to produce in volume is not guaranteed.

• **North America** Tel: 800.366.2266 • **Europe** Tel: +353.21.244.6400  
 • **India** Tel: +91.80.4155721 • **China** Tel: +86.21.2407.1588  
 Visit [www.macomtech.com](http://www.macomtech.com) for additional data sheets and product information.

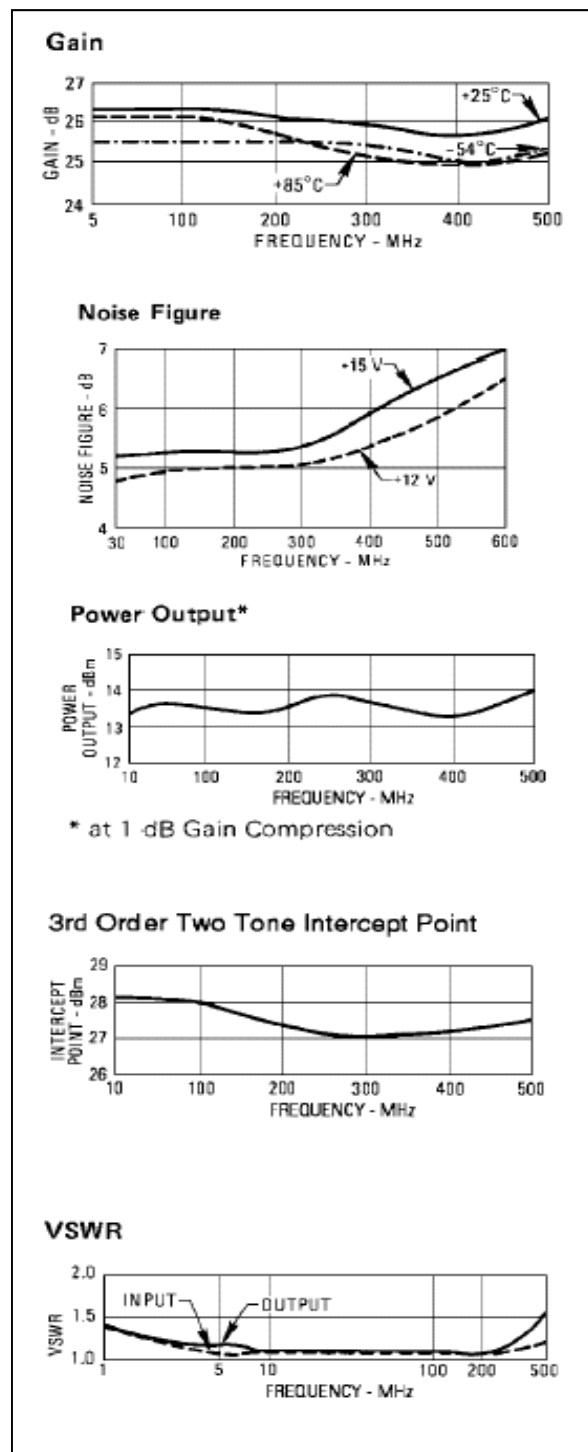
M/A-COM Technology Solutions Inc and its affiliates reserve the right to make changes to the products and information contained herein without notice.

# A56 / SMA56

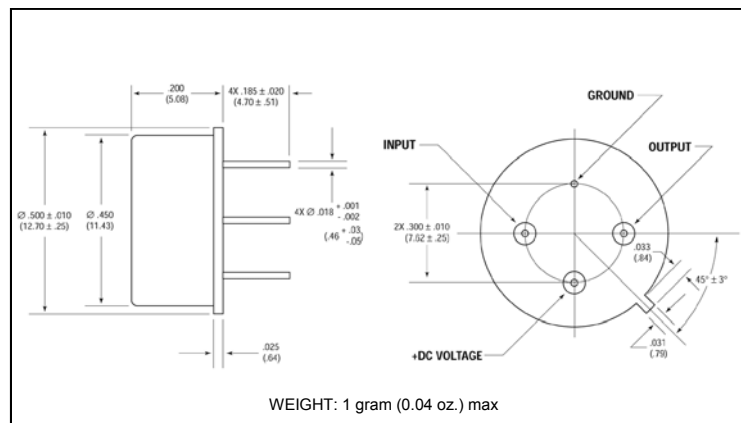
Cascadable Amplifier  
5 to 400 MHz

Rev. V2

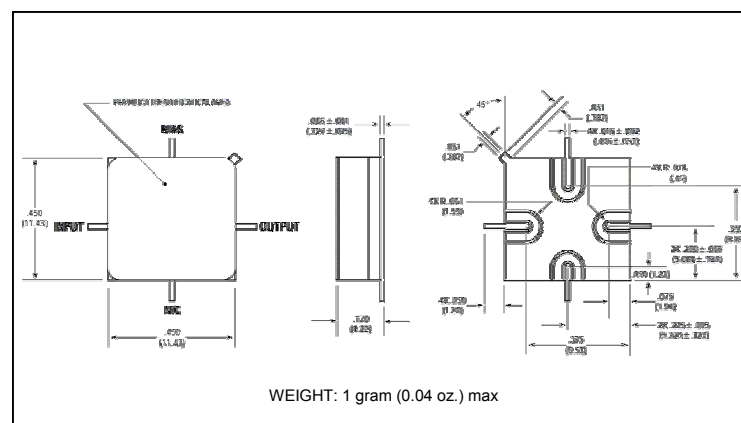
## Typical Performance Curves at +25°C



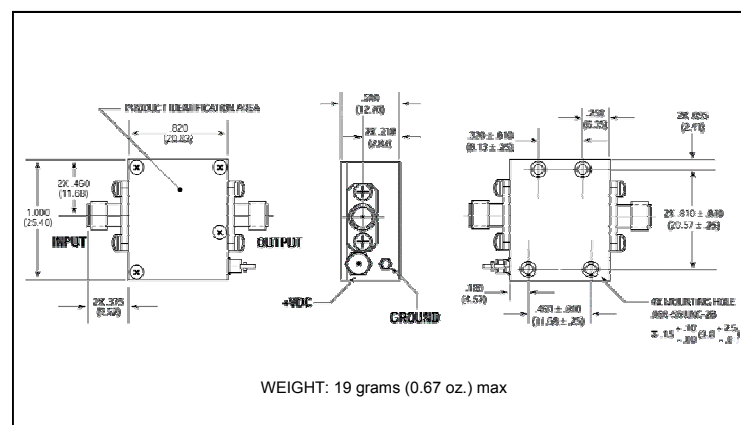
## Outline Drawing: TO-8 \*



## Outline Drawing: Surface Mount \*



## Outline Drawing: SMA Connectorized \*



\* Dimensions are inches (millimeters)  $\pm 0.015$  (0.38) unless otherwise specified.