

## Cascadable Amplifier 10 to 200 MHz

Rev. V4

### Features

- HIGH REVERSE ISOLATION: >32 dB (TYP.)
- VERY LOW NOISE: 2.0 dB (TYP.)
- HIGH GAIN: 27.3 dB (TYP.)
- HIGH EFFICIENCY: 29 mA AT 15 VOLTS (TYP.)

### Description

The A80-1 RF amplifier is a discrete hybrid design, which uses thin film manufacturing processes for accurate performance and high reliability.

The 2 stage silicon bipolar feedback amplifier design displays impressive performance over a broadband frequency range.

An isolation transformer is used in the feedback loop, with the benefit of high reverse isolation.


Both TO-8 and Surface Mount packages are hermetically sealed, and MIL-STD-883 environmental screening is available.

### Ordering Information

Part Number	Package
A80-1	TO-8
SMA80-1	Surface Mount
MAAM-007844-0CA801	SMA Connectorized **

\*\* The connectorized version is not RoHs compliant.

### Product Image



### Electrical Specifications: $Z_0 = 50\Omega$ , $V_{CC} = +15 V_{DC}$

Parameter	Units	Typical	Guaranteed	
		25°C	0° to 50°C	-54° to +85°C*
Frequency	MHz	5-200	10-200	10-200
Small Signal Gain (min)	dB	27.3	26.0	25.0
Gain Flatness (max)	dB	±0.3	±0.7	±1.0
Reverse Isolation	dB	33		
Noise Figure (max)	dB	2.0	2.5	3.0
Power Output @ 1 dB comp. (min)	dBm	16.0	14.5	14.0
IP3	dBm	+28		
IP2	dBm	+33		
Second Order Harmonic IP	dBm	+39		
VSWR Input / Output (max)		1.5:1 / 1.8:1	1.8:1 / 2.1:1	2.0:1 / 2.3:1
DC Current @ 15 Volts (max)	mA	30	32	34

### Absolute Maximum Ratings

Parameter	Absolute Maximum
Storage Temperature	-62°C to +125°C
Case Temperature	125°C
DC Voltage	+17 V
Continuous Input Power	+10 dBm
Short Term Input power (1 minute max.)	50 mW
Peak Power (3 μsec max.)	0.5 W
"S" Series Burn-In Temperature (case)	125°C

### Thermal Data: $V_{CC} = +15 V_{DC}$

Parameter	Rating
Thermal Resistance $\theta_{jc}$	184°C/W
Transistor Power Dissipation $P_d$	0.155 W
Junction Temperature Rise Above Case $T_{jc}$	28°C

\* Over temperature performance limits for part number MAAM-007844-0CA801, guaranteed from 0°C to +50°C

**ADVANCED:** Data Sheets contain information regarding a product M/A-COM Technology Solutions is considering for development. Performance is based on target specifications, simulated results, and/or prototype measurements. Commitment to develop is not guaranteed.

**PRELIMINARY:** Data Sheets contain information regarding a product M/A-COM Technology Solutions has under development. Performance is based on engineering tests. Specifications are typical. Mechanical outline has been fixed. Engineering samples and/or test data may be available. Commitment to produce in volume is not guaranteed.

• **North America** Tel: 800.366.2266 • **Europe** Tel: +353.21.244.6400  
 • **India** Tel: +91.80.4155721 • **China** Tel: +86.21.2407.1588  
 Visit [www.macomtech.com](http://www.macomtech.com) for additional data sheets and product information.

M/A-COM Technology Solutions Inc and its affiliates reserve the right to make changes to the products and information contained herein without notice.

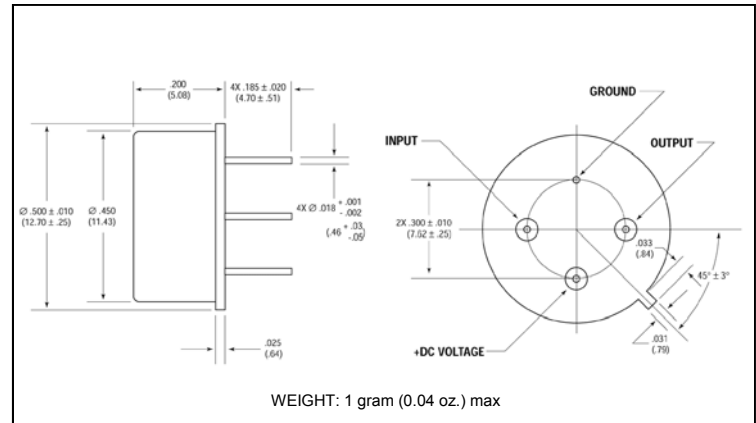
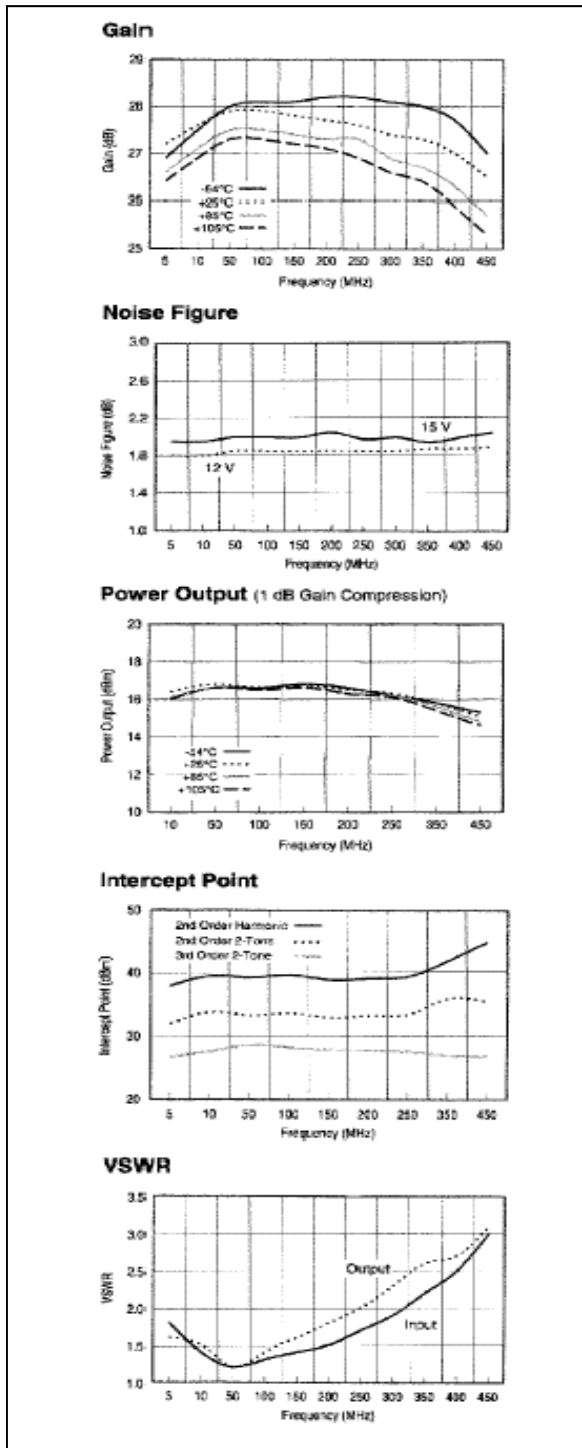
# A80-1 / SMA80-1

## Cascadable Amplifier 10 to 200 MHz

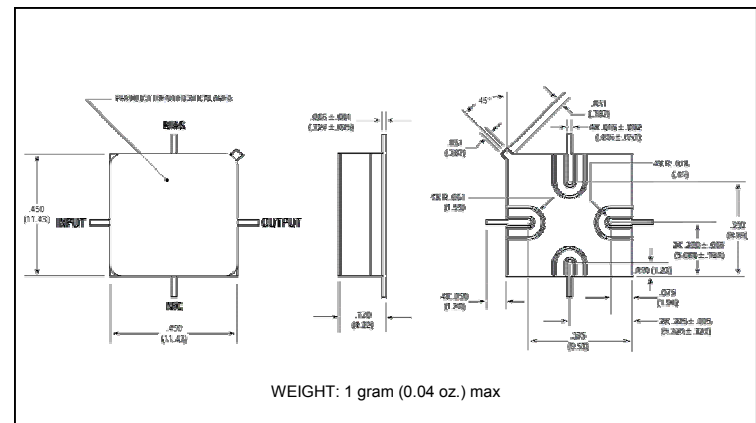
Rev. V4

### Typical Performance Curves at +25°C

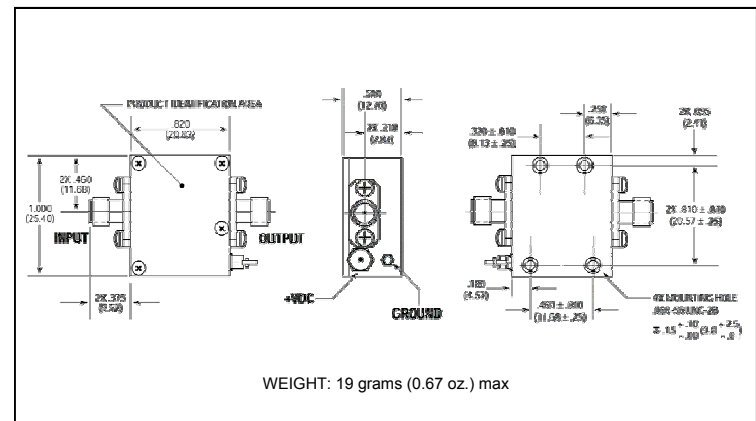
### Outline Drawing: TO-8 \*



### Outline Drawing: Surface Mount \*



### Outline Drawing: SMA Connectorized \*



\* Dimensions are inches (millimeters)  $\pm 0.015$  (0.38) unless otherwise specified.