

MAPD-008812-0003HW



E-Series 3-Way 0° Power Divider 5-1000 MHz

Rev. V2

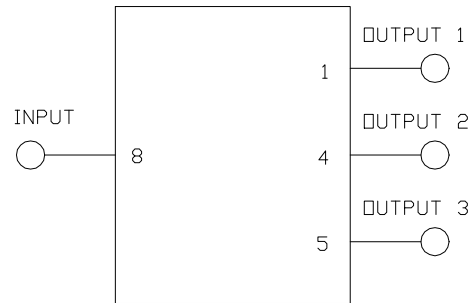
Features

- Surface Mount
- 3 Way 0 Degree
- 260°C Reflow Compatible
- RoHS* Compliant
- Available on Tape and Reel


Description

M/A-COM's MAPD-008812-0003HW is a 3 way 0 degree Power Divider in a low cost, surface mount package. Ideally suited for high volume wireless applications. No external components are required with this product.

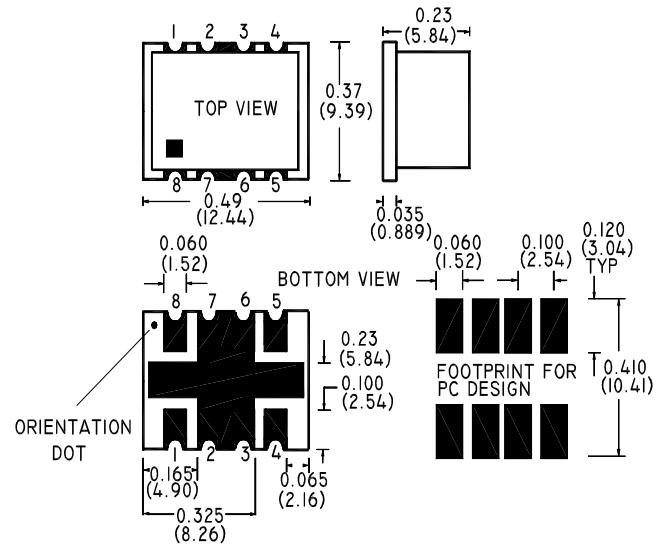
Schematic



Product Image



Case Style: SM-4



Dimensions in inches [mm] Tolerance: .xx ± .02, .xxx ± .010

Pin Configuration

Pin No.	Function
1	Output 1
2, 3, 6, 7	Ground
4	Output 2
5	Output 3
8	Input

ADVANCED: Data Sheets contain information regarding a product M/A-COM Technology Solutions is considering for development. Performance is based on target specifications, simulated results, and/or prototype measurements. Commitment to develop is not guaranteed.
PRELIMINARY: Data Sheets contain information regarding a product M/A-COM Technology Solutions has under development. Performance is based on engineering tests. Specifications are typical. Mechanical outline has been fixed. Engineering samples and/or test data may be available. Commitment to produce in volume is not guaranteed.

• **North America** Tel: 800.366.2266 • **Europe** Tel: +353.21.244.6400
 • **India** Tel: +91.80.4155721 • **China** Tel: +86.21.2407.1588
 Visit www.macomtech.com for additional data sheets and product information.

M/A-COM Technology Solutions Inc. and its affiliates reserve the right to make changes to the product(s) or information contained herein without notice.

E-Series 3-Way 0° Power Divider 5-1000 MHz

Rev. V2

Electrical Specifications: $T_A = 25^\circ\text{C}$, $Z_0 = 50\Omega$

Parameter	Frequency	Units	Min	Typ	Max
Insertion Loss Ref value -4.77dB	5 - 700 MHz	dB	-	0.8	1.5
	700 - 1000 MHz	dB	-	3.0	8.0
Input Return Loss	5 - 600 MHz	dB	20	23	-
	600 - 800 MHz	dB	10	17	-
	800 - 1000 MHz	dB	5	8	-
Output Return Loss	5 - 700 MHz	dB	20	25	-
	700 - 1000 MHz	dB	13	18	-
Isolation Between Outputs	5 - 800 MHz	dB	20	25	-
	800 - 1000 MHz	dB	13	16	-
Amplitude Unbalance	5 - 1000 MHz	dB	-	0.15	0.6
Phase Unbalance	5 - 1000 MHz	°	-	2.0	10.0

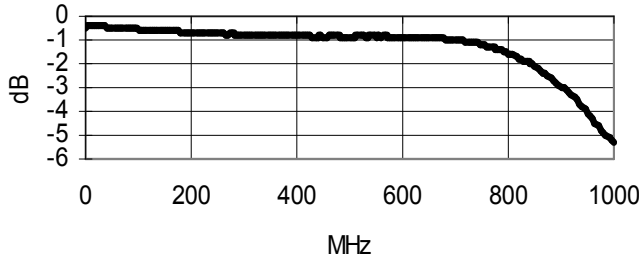
Absolute Maximum Ratings ^{1,2}

Parameter	Absolute Maximum
DC Power	250 mW
DC Current	30 mA
Operating Temperature	-40°C to +85°C
Storage Temperature	-55°C to +125°C

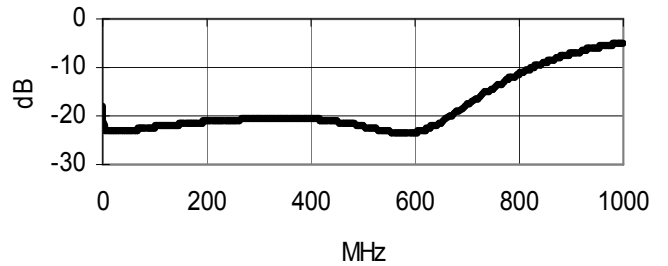
1. Exceeding any one or combination of these limits may cause permanent damage to this device.
2. M/A-COM does not recommend sustained operation near these survivability limits.

Typical Performance Curves

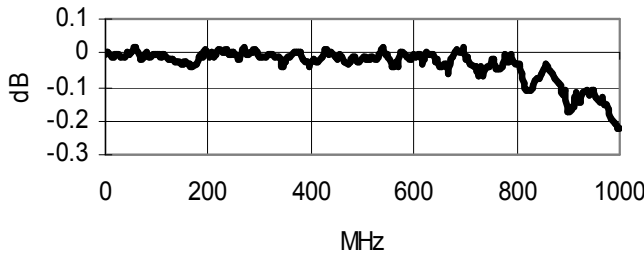
Insertion Loss



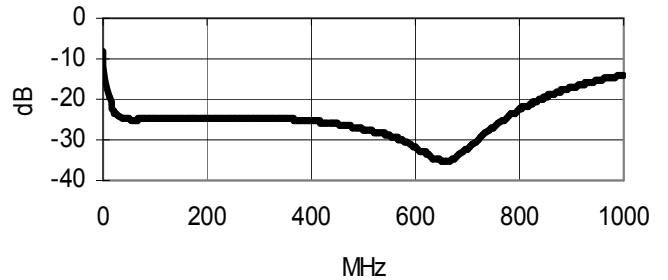
Input Return Loss



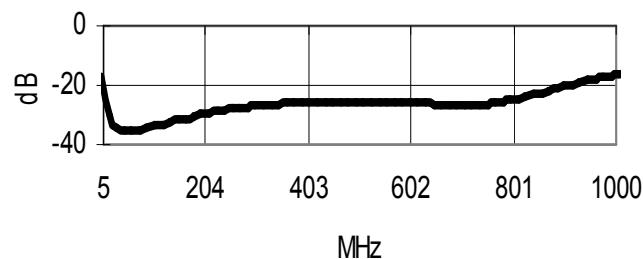
Amplitude Unbalance



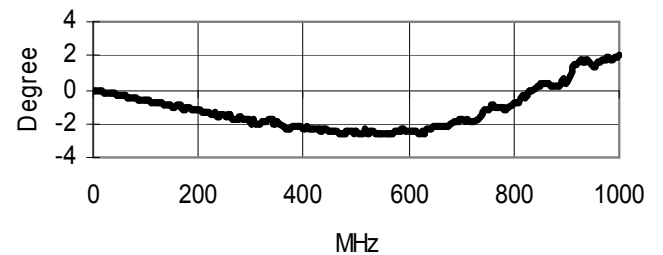
Output Return Loss



Isolation



Phase Unbalance

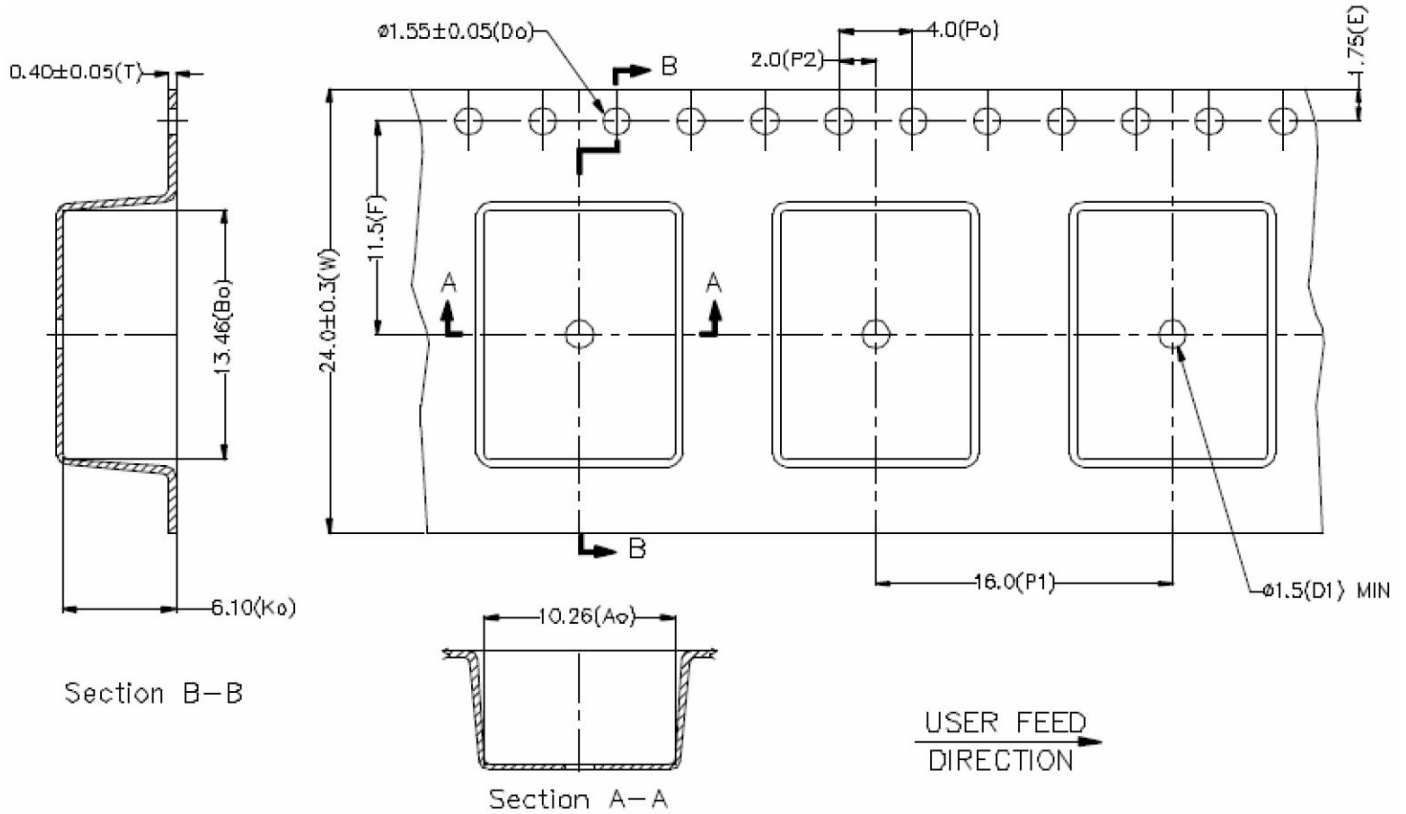


ADVANCED: Data Sheets contain information regarding a product M/A-COM Technology Solutions is considering for development. Performance is based on target specifications, simulated results, and/or prototype measurements. Commitment to develop is not guaranteed.
PRELIMINARY: Data Sheets contain information regarding a product M/A-COM Technology Solutions has under development. Performance is based on engineering tests. Specifications are typical. Mechanical outline has been fixed. Engineering samples and/or test data may be available. Commitment to produce in volume is not guaranteed.

• **North America** Tel: 800.366.2266 • **Europe** Tel: +353.21.244.6400
 • **India** Tel: +91.80.4155721 • **China** Tel: +86.21.2407.1588
 Visit www.macomtech.com for additional data sheets and product information.

M/A-COM Technology Solutions Inc. and its affiliates reserve the right to make changes to the product(s) or information contained herein without notice.

Tape & Reel Information



Item	Dimension
Ao	10.26mm +/-0.1mm
Bo	13.46mm +/-0.1mm
Ko	6.10mm +/-0.1mm
W	24.00mm +/-0.3mm
P1	16.00mm +/-0.1mm

Ordering Information

Part Number	Package
MAPD-008812-0003HW	Tape and Reel (500 piece Reel)