

MC4510

Open Carrier Double-Balanced Mixer For Microwave Telecommunications

Rev. V2

Features

- LO & RF: 4.0 TO 20.0 GHz
- IF: DC TO 4.0 GHz
- LO DRIVE: +10 dBm (NOMINAL)
- MICROSTRIP INTERFACE

Description

The MC4510 is a double balanced mixer, designed for use in military, commercial and test equipment applications. The design utilizes Schottky ring quad diodes and broadband soft dielectric and ferrite baluns to attain excellent performance. This mixer can also be used as a phase detector and/or bi-phase modulator since the IF port is DC coupled to the diodes. The use of high temperature solder and welded assembly processes used internally makes it ideal for use in manual, semi-automated assembly. Environmental screening available to MIL-STD-883, MIL-STD-202, or MIL-DTL-28837, consult factory.

Product Image



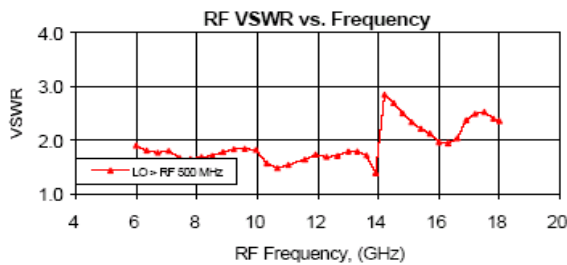
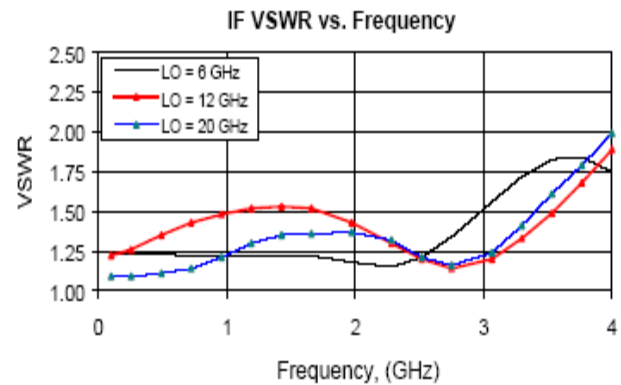
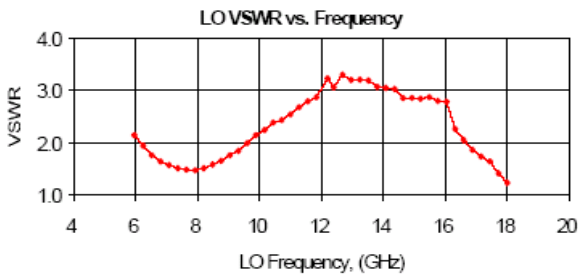
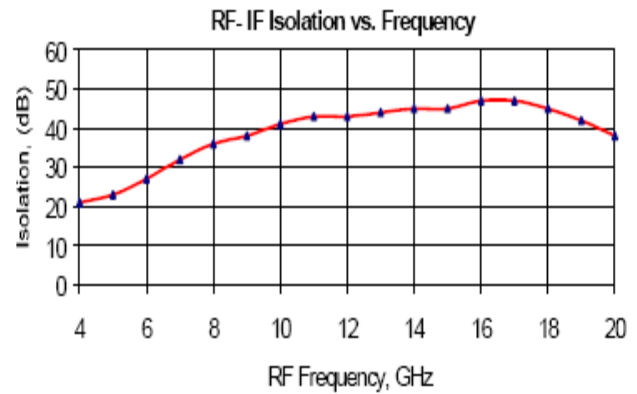
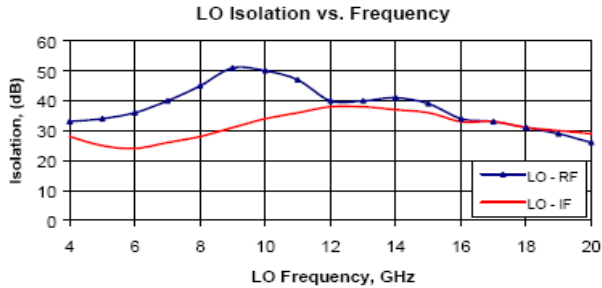
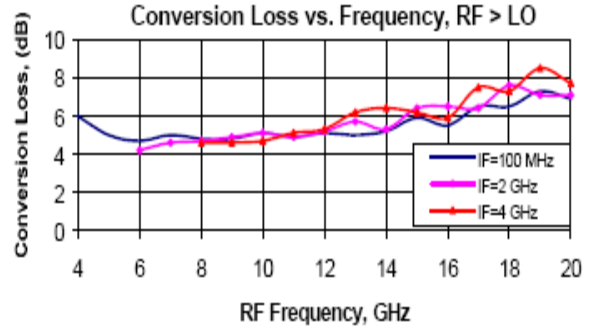
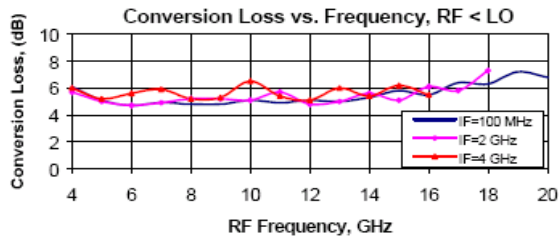
Ordering Information

Part Number	Package
MC4510	Open Carrier
MC4510-2	Open Carrier

Electrical Specifications: $Z_0 = 50\Omega$ $Lo = +10$ dBm (Downconverter application only)

Parameter	Test Conditions	Units	Typical	Guaranteed	
				+25°C	-54° to +85°C
SSB Conversion Loss (max) & SSB Noise Figure (max)	fR = 6 to 18 GHz, fL = 6 to 18 GHz, fl = 0 to 2 GHz	dB	6.0	7.5	8.0
	fR = 6 to 18 GHz, fL = 6 to 18 GHz, fl = 0 to 4 GHz	dB	6.5	8.0	8.5
	fR = 4 to 20 GHz, fL = 4 to 20 GHz, fl = 0 to 4 GHz	dB	7.5	9.0	9.5
Isolation, L to R (min)	fL = 8 to 16 GHz	dB	38	28	26
	fL = 6 to 18 GHz	dB	33	22	20
	fL = 4 to 20 GHz	dB	25	15	13
Isolation, L to I (min)	fL = 8 to 16 GHz	dB	32	22	20
	fL = 6 to 18 GHz	dB	30	18	16
	fL = 4 to 20 GHz	dB	25	15	13
Isolation, R to I (min)	fL = 4 to 20 GHz	dB	32		
1 dB Conversion Comp.	fL = +10 dBm	dBm	+4		
Input IP3	fR1 = 8.4 GHz at -5 dBm, fR2 = 8.42 GHz at -5 dBm, fL = 8.6 GHz at +10 dBm	dBm	+13		
	fR1 = 14.4 GHz at -5 dBm, fR2 = 14.42 GHz at -5 dBm, fL = 15.4 GHz at +10 dBm	dBm	+14		

Typical Performance Curves



MC4510



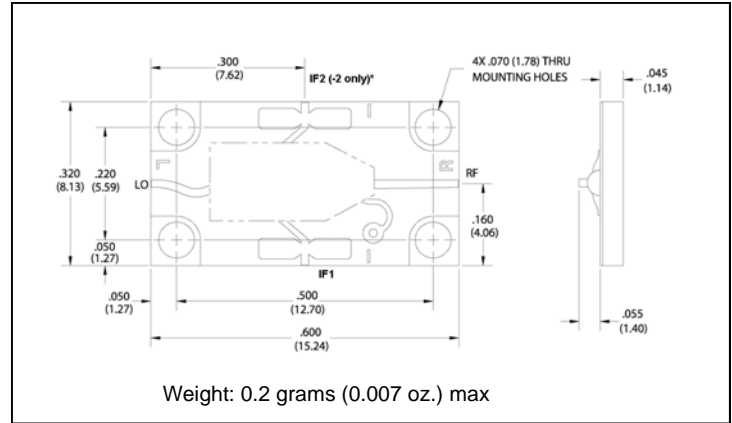
Open Carrier Double-Balanced Mixer For Microwave Telecommunications

Rev. V2

Absolute Maximum Ratings

Parameter	Absolute Maximum
Operating Temperature	-40°C to +85°C
Storage Temperature	-65°C to +100°C
Peak Input Power	+20 dBm max @ +25°C +17 dBm max @ +85°C
Peak Input Current	50 mA DC

Outline Drawing: Open Carrier * MC4510



*For the base model, only the IF1 port is connected.
For the “-2” model, only the IF2 port is connected.

* Dimensions are inches (millimeters) ± 0.015 (0.38) unless otherwise specified.