

RoHS Compliant and Pb-Free Product  
Package: S06

### Features

- Frequency Range: 1 MHz to 650MHz
- Low Cost and RoHS Compliant
- Industry Standard SMT package
- Available in Tape-and -Reel
- 50 $\Omega$  Characteristic Impedance

### Product Description

The SPA-0701-25H is a 0° two way power splitter designed for applications that require small, low cost, and highly reliable surface mount components. Applications may be found in broadband, wireless, and other communications systems. These units are built Lead-Free and RoHS Compliant. S-Parameters are available on request.

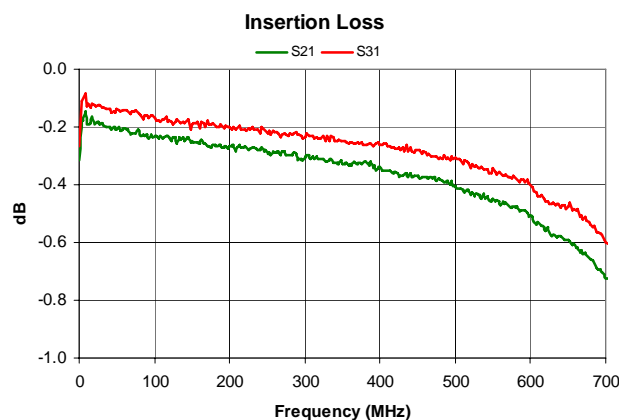
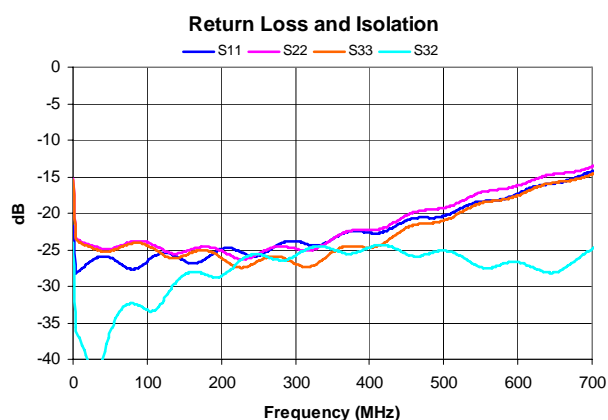
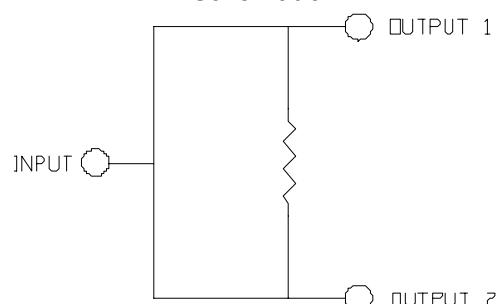


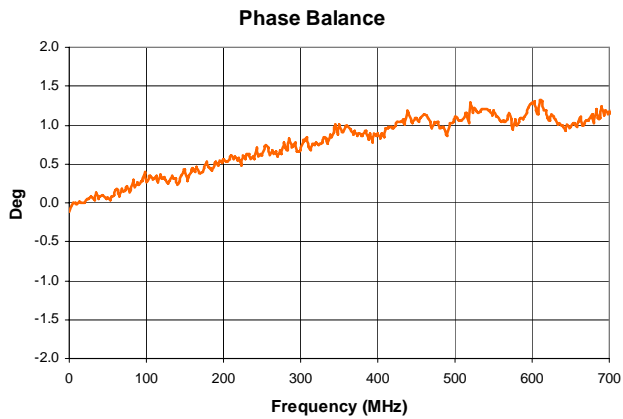
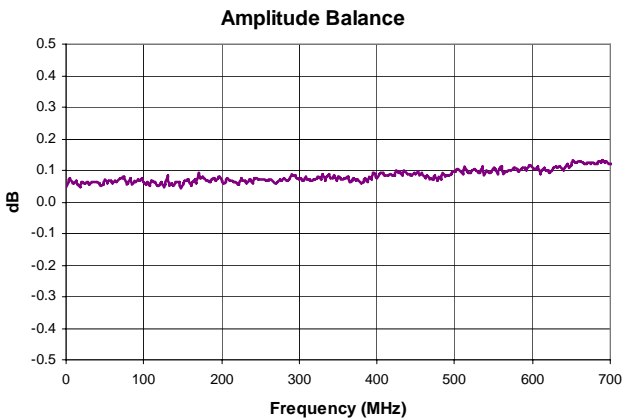
### Specifications

Parameter	Specification			Unit
	Min.	Typ.	Max.	
Frequency Range	1		650	MHz
Insertion Loss		0.4	1.0	dB
Isolation	18	25		dB
Return Loss	14	20		dB
Amplitude Balance		0.1	0.3	dB
Phase Balance		1.0	3.0	°

Note: Typical values represent midband performance at T=25 °C.

### Schematic





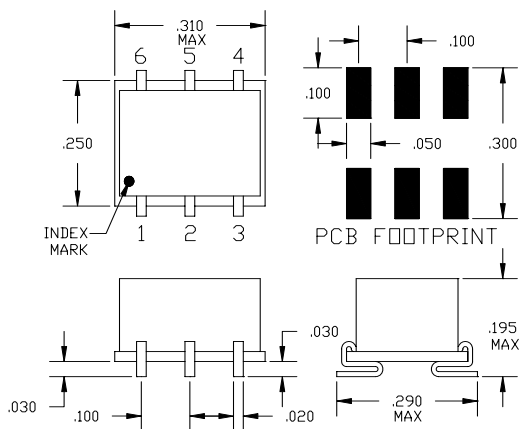
Pin Out

Pin	Name
1	Input
3	Output 1
4	Output 2
2, 5, 6	Ground

Absolute Maximum Ratings

Parameter	Rating	Unit
RF Power	+33	dBm
Operating Temperature	-55 to +100	°C
Storage Temperature	-55 to +100	°C

Package Drawing - S06



Exceeding any one or a combination of the Absolute Maximum Rating conditions may cause permanent damage to the device. Extended application of Absolute Maximum Rating conditions to the device may reduce device reliability. Specified typical performance or functional operation of the device under Absolute Maximum Rating conditions is not implied.

RoHS status based on EU Directive 2002/95/EC (at time of this document revision).

The information in this publication is believed to be accurate and reliable. However, no responsibility is assumed by RF Micro Devices, Inc. ("RFMD") for its use, nor for any infringement of patents, or other rights of third parties, resulting from its use. No license is granted by implication or otherwise under any patent or patent rights of RFMD. RFMD reserves the right to change component circuitry, recommended application circuitry and specifications at any time without prior notice.