

DESCRIPTION

The TO series is a line of six TO-5 packaged transformers offering the most common configurations. These transformers are high reliability devices designed to meet MIL-T-55631. Typical applications are: Interstage coupling, phase detection and pulse transformation.

LIMITED WARRANTY

Vari-L Company, Inc. warrants its products against defects in parts and workmanship for a period of one year.

GUARANTEED MINIMUM PERFORMANCE DATA

SPECIFICATIONS FOR MODEL TO-228

Type: 50 ohm unbalanced
200 ohm balanced
symm. DC isolated C.T.

- 1 dB Bandwidth, MHz .25-200
Midband insertion loss dB .75
Amplitude unbalance 1
Phase unbalance (deviation from 180°)° 8
VSWR 2:1

SPECIFICATIONS FOR MODEL TO-232

Type: 50 ohm unbalanced
600 ohm balanced
DC isolated C.T.

- 1 dB Bandwidth, MHz 5-100
Midband insertion loss dB .75
Amplitude unbalance .25
Phase unbalance (deviation from 180°)° 3
VSWR 2.25:1

NOTE:
- 1 dB bandwidth is measured relative to midband loss.

ABSOLUTE MAXIMUM RATINGS:

Input power 1 w. limited by $I_{DC}^2 + I_{RF}^2 Z \cong P_{max}$.
Temperature range - 54°C to + 100°C

ENVIRONMENTAL CONDITIONS

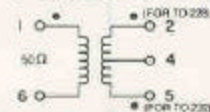
GUARANTEED ENVIRONMENTAL PERFORMANCE:

All units are designed to meet their specifications over - 54°C to + 100°C and after exposure to any or all of the following tests per MIL-STD-202E.

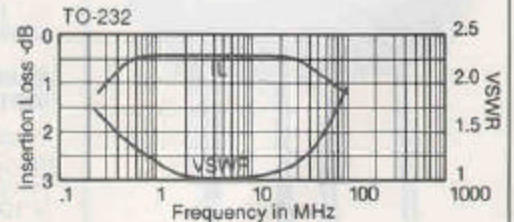
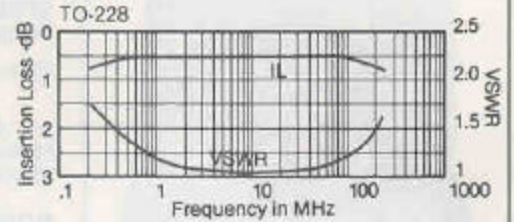
Exposure	Method	Condition	Test
Thermal Shock	107D	B	
Altitude	105C	G	
H.F. Vibration	204C	D	
Mechanical Shock	213B	C	
Random Vibration (15 minutes per axis)	214	IIF	
Solderability	208C		
Terminal Strength	211A	C	
Resistance to Soldering Heat	210A	B	

Sealed units, meet the requirements of Method 106D of MIL-STD-202E when exposed to humidity.

FUNCTIONAL SCHEMATIC



TYPICAL PERFORMANCE

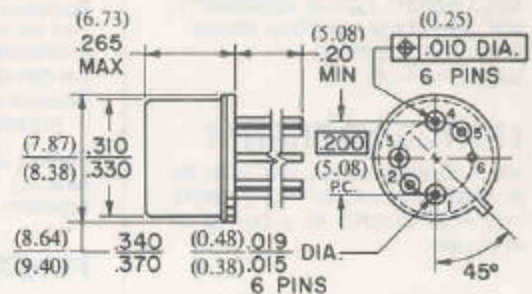


PACKAGE MATERIAL:

Header & Leads: F15 Kovar per ASTM Standard F-15-68
Cover: Nickel 200 per ASTM B162-58T

FINISH:

Header & Leads: Gold per MIL-G-45204, Type I, Grade A, Class 1, over nickel per QQ-N-290, Class 1, Form SB
Cover: Nickel 200 per ASTM B162-58T



PIN 6 IS CASE GROUND

TRANSFORMERS