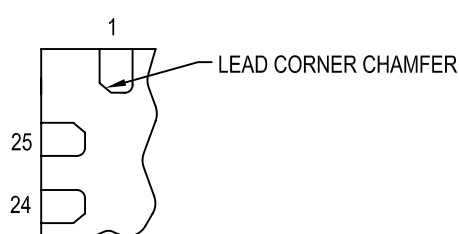
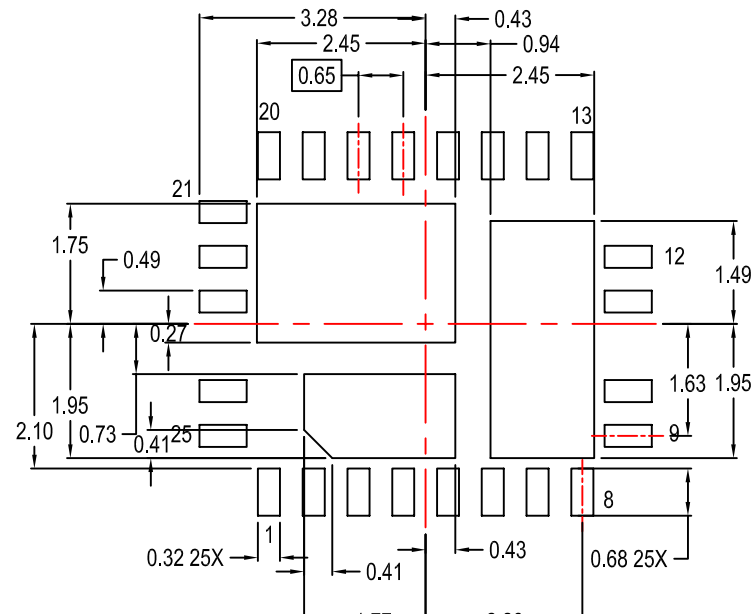
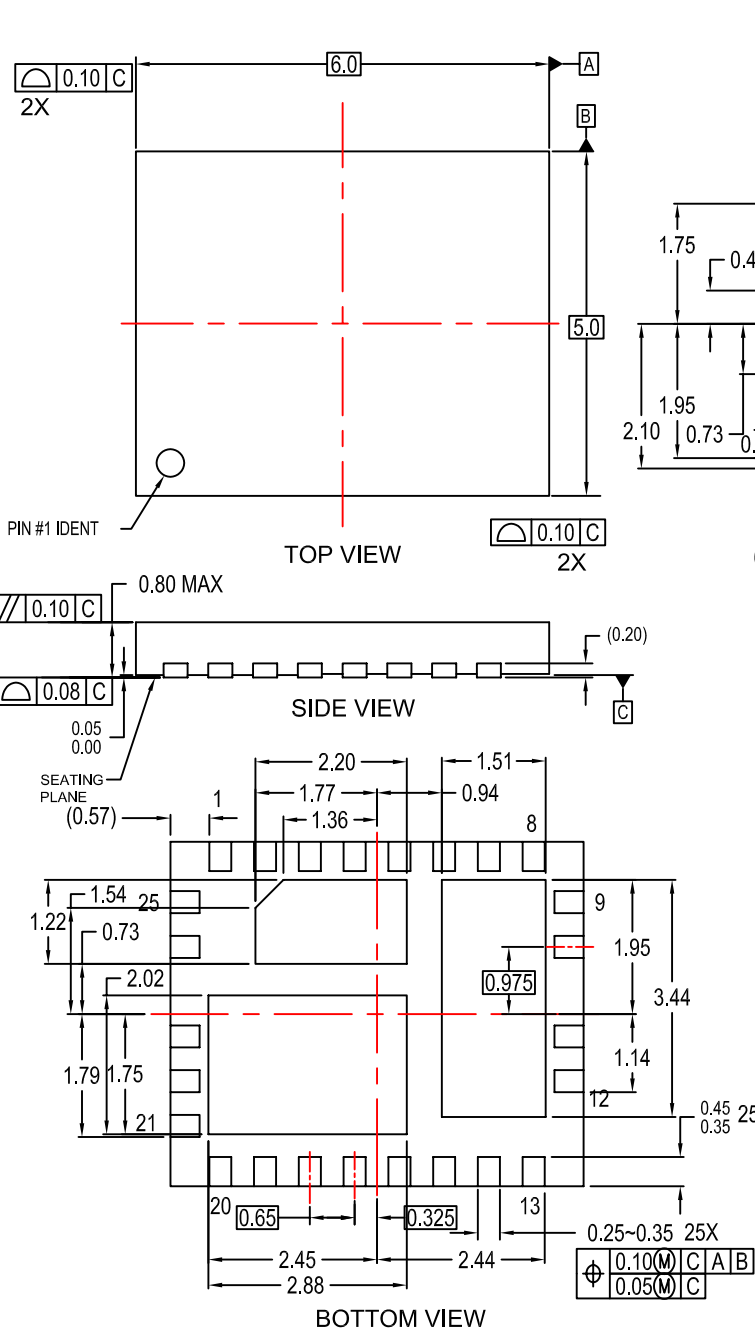


REVISIONS			
LTR	DESCRIPTION	DATE	BY/SITE
1	RELEASE TO DOCUMENT CONTROL	12-Jul-2007	J.Chan/FSPM
2	ADDED DIMENSIONS TO BOTTOM VIEW AND LANDPATTERN RECOMMENDATION	7-SEPT-2007	H.ALLEN/FSME
3	CHAMFERED LANDPATTERN PAD 1	17-JUN-2009	H.ALLEN/FSME



- NOTES: UNLESS OTHERWISE SPECIFIED**
- A) DIMENSIONS ARE IN MILLIMETERS.
 - B) DIMENSIONS AND TOLERANCES PER ASME Y14.5M, 1994
 - C) DIMENSIONS DO NOT INCLUDE MOLD FLASH OR BURRS.
 - D) DESIGN BASED ON JEDEC MO-220 VARIATION WJHC
 - E) TERMINALS ARE SYMMETRICAL AROUND THE X & Y AXIS EXCEPT WHERE DEPOPULATED.
 - F) DRAWING FILENAME: MKT-MLP25AREV3

APPROVALS		DATE	Bayan Lepas, FIZ, 11900, Penang, Malaysia.
DRAWN	H.ALLEN	7-SEPT-07	
DFTG. CHK.	S.MARTIN	7-SEPT-07	
ENGR. CHK.			
INCH [MM]			SCALE: N/A SIZE: N/A DRAWING NUMBER: MKT-MLP25A DO NOT SCALE DRAWING
			REV: 3 SHEET 1 of 1

25LD, MLP, QUAD, NON-JEDEC, 6x5MM TRIPLE DAP