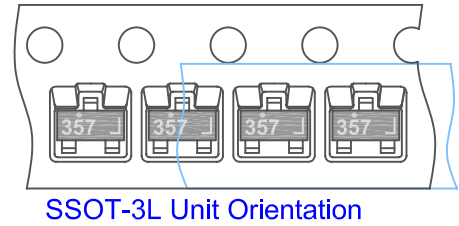
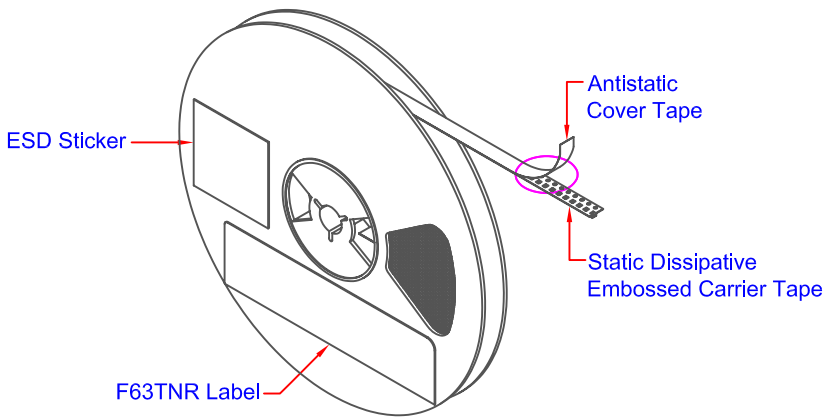


SSOT-3L Packing Configuration: Figure 1.0



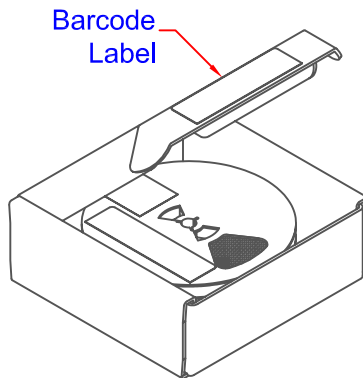
SSOT-3L Unit Orientation

Packing Description:

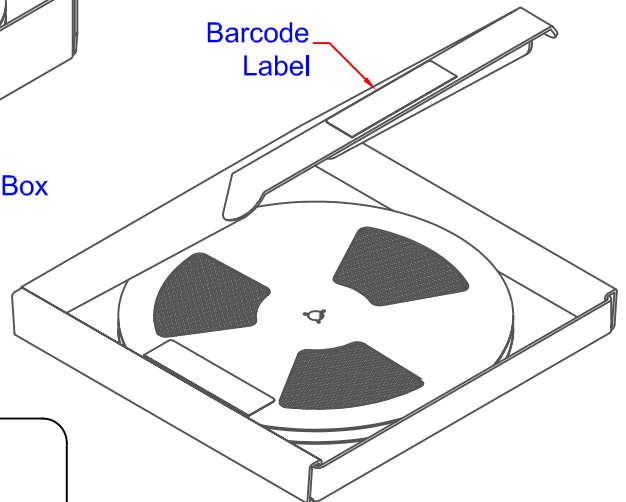
SSOT-3L parts are shipped in tape. The carrier tape is made from a dissipative (carbon filled) polycarbonate resin. The cover tape is a multilayer film (Heat Activated Adhesive in nature) primarily composed of polyester film, adhesive layer, sealant, and anti-static sprayed agent. These reeled parts in standard option are shipped with 3,000 units per 7" or 177mm diameter reel. The reels are made of polystyrene plastic (anti-static coated). Other option comes in 10,000 units per 13" or 330cm diameter reel. This and some other options are described in the Packing Information table.

These full reels are individually labeled and placed inside a pizza box (illustrated in figure 1.0) made of recyclable corrugated brown paper with Fairchild logo printing. One pizza box contains five reels maximum. And these pizza boxes are placed inside a barcode labeled shipping box which comes in different sizes depending on the number of parts shipped.

SSOT-3L Packing Information		
Packing Option	Standard (no flow code)	D87Z
Packing type	TNR	TNR
Qty per Reel/Tube/Bag	3,000	10,000
Reel Size	7" Dia	13" Dia
Box Dimension (mm)	INTR0002	INTR0004
Max qty per Box	15,000	30,000



Standard Intermediate Box (INTR0002)

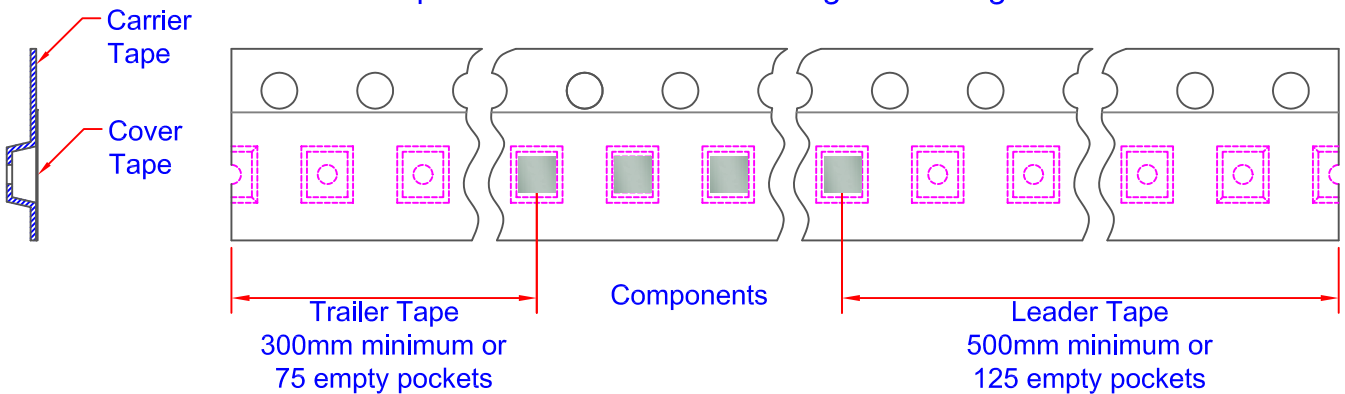


Standard Intermediate Box (INTR0004)

Barcode Label Sample

LOT: D011674839	QTY: 3000
FSID: MMBTA28	SPEC:
D/C1: D0816AF QTY1:	SPEC REV:
D/C2: QTY2:	
(F63TNR) 6.0	
Pb Free RoHS COMPLIANT	1. Category e3 2. Maximum safe temperature 260 deg C 3. MSL 1 FAIRCHILD SEMICONDUCTOR

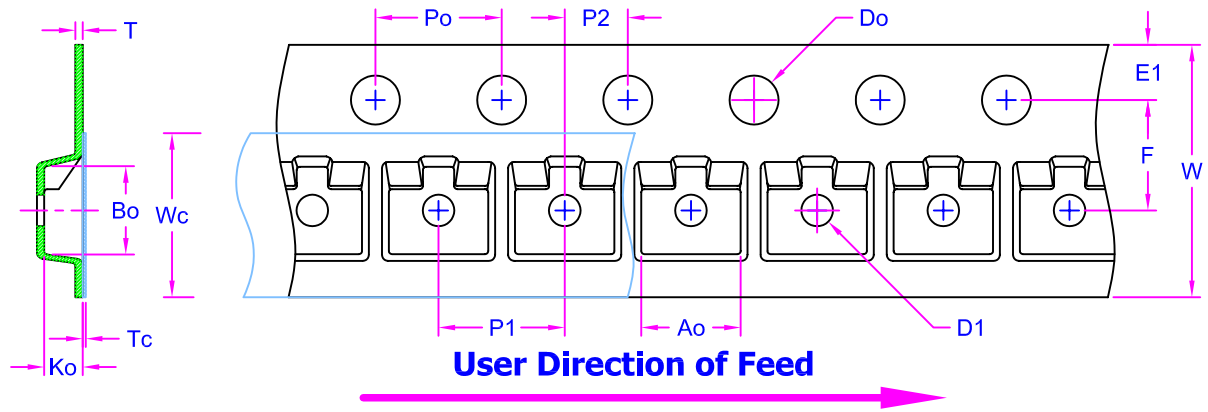
SSOT-3L Tape Leader and Trailer Configuration: Figure 2.0



NOTES:

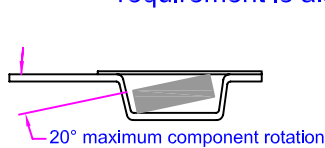
- A. ALL DIMENSION ARE IN MILLIMETERS UNLESS OTHERWISE SPECIFIED
- B. DRAWING FILE NAME: PKG-MA03BREV1

SSOT-3L Embossed Carrier Tape Configuration: Figure 3.0

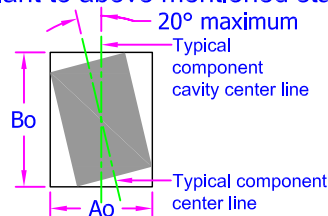


Dimensions are in millimeters														
Pkg type	Ao	Bo	W	Do	D1	E1	F	P1	P2	Po	Ko	T	Wc	Tc
SSOT-3L (8mm)	3.40 ± 0.05	2.80 ± 0.05	8.00 $+0.20$ -0.00	1.50 $+0.10$ -0.00	1.05 $+0.10$ -0.00	1.75 ± 0.10	3.50 ± 0.05	4.0 ± 0.10	2.0 ± 0.05	4.0 ± 0.10	1.22 ± 0.05	0.23 ± 0.05	5.30 ± 0.10	0.05 ± 0.10

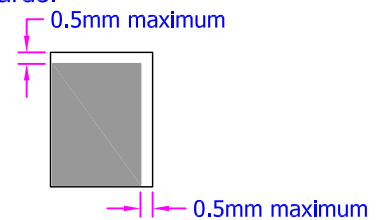
Notes: Ao, Bo, and Ko dimensions are determined with respect to the EIA/Jedec RS-481 rotational and lateral movement requirements (see sketches A, B, and C). Camber requirement is also compliant to above mentioned standards.



Sketch A (Side or Front Sectional View)
Component Rotation

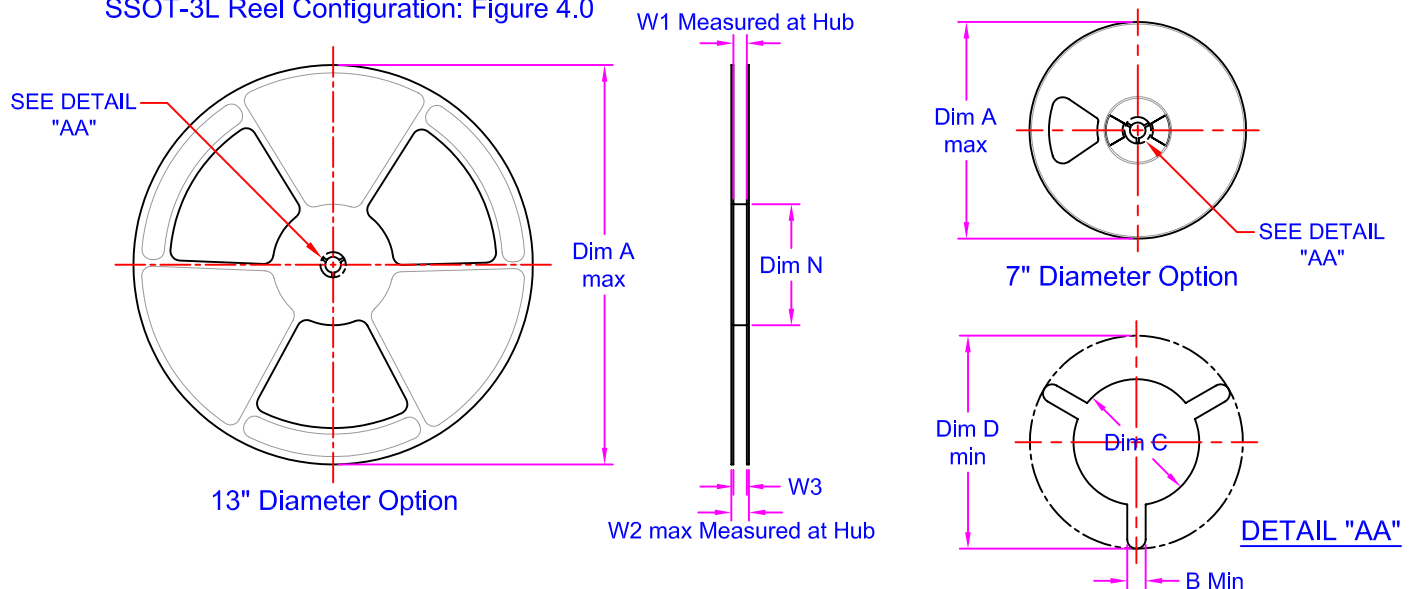


Sketch B (Top View)
Component Rotation



Sketch C (Top View)
Component lateral movement

SSOT-3L Reel Configuration: Figure 4.0



Dimensions are in millimeters									
Tape Size	Reel Option	Dim A	Dim B	Dim C	Dim D	Dim N	Dim W1	Dim W2	Dim W3 (LSL-USL)
8mm	7" Dia	177.8	1.5	13+0.5/-0.2	20.2	55	8.4+1.5/-0	14.4	7.9 - 10.9
8mm	13" Dia	330	1.5	13+0.5/-0.2	20.2	100	8.4+1.5/-0	14.4	7.9 - 10.9

NOTES:

- ALL DIMENSION ARE IN MILLIMETERS UNLESS OTHERWISE SPECIFIED
- DRAWING FILE NAME: PKG-MA03BREV1
- PLASTIC REEL W1 DIMENSION CONTROL LIMIT OF:
8MM REEL = $\pm 1.0MM$ AND 12MM REEL AND ABOVE = $\pm 1.5MM$