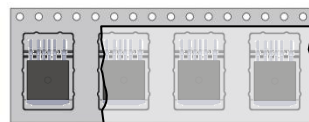


TO263-6L (DPAK), PACKING CONFIGURATION: Figure 1.0



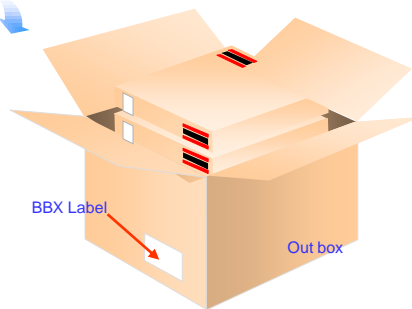
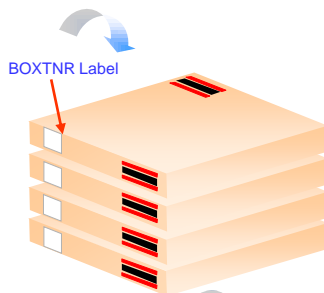
TO263-6L Unit Orientation

Packing Description:

TO263-6L parts are shipped in tape. The carrier tape is made from a dissipative (carbon filled) polycarbonate resin. The cover tape is a multilayer film (Heat Activated Adhesive in nature) primarily composed of polyester film, adhesive layer, sealant, and anti-static sprayed agent. These reeled parts in standard option are shipped with 800 units per 13" or 330cm diameter reel. The reels are dark blue or black in color and is made of polystyrene plastic (anti-static coated). This and some other options are further described in the Packing Information table.

These full reels are individually barcode labeled and placed inside a standard intermediate box (illustrated in figure 1.0) made of recyclable corrugated brown paper. One box contains three reels maximum. And these boxes are placed inside a barcode labeled shipping box which comes in different sizes depending on the number of parts shipped.

| TO263-6L Packing Information | | |
|------------------------------|-------------|-------------|
| Packing Option | Standard | |
| | Single Reel | Double Reel |
| Packing type | TNR | TNR |
| Qty per Reel/Tube/Bag | 800 | 800 |
| Reel Size | 13" Dia | 13" Dia |
| Inner Box Dimension (mm) | 333x333x34 | 343x350x70 |
| Max qty per Box | 800 | 1,600 |
| Outer Box Dimension (mm) | 360x360x300 | 360x360x300 |
| Max qty per Box | 6,400 | 6,400 |



Reel Barcode Label Sample

| | | |
|-------|-------|------------------|
| LOT: | QTY: | |
| FSID: | SPEC: | |
| D/C1: | QTY1: | SPEC REV: 6-Free |
| D/C2: | QTY2: | RoHS COMPLIANT |

2ND Level Interconnect
 1. Category e3
 2. Maximum safe temperature 200 deg C
 3. MSL 1
 FAIRCHILD SEMICONDUCTOR (BOXTNR) 6.1

Inner Box Barcode Label Sample

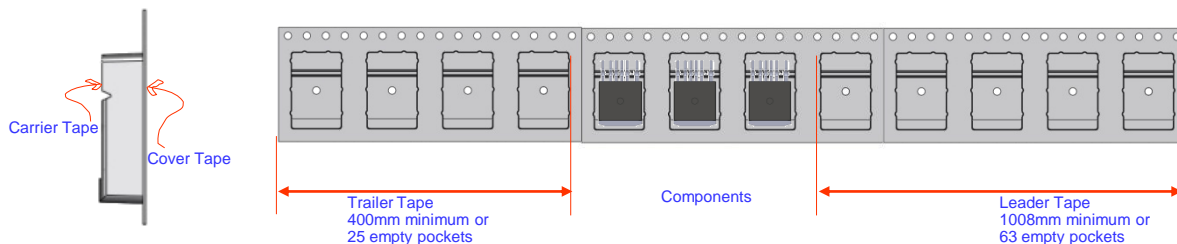
| | | |
|-------|-------|------------------|
| LOT: | QTY: | |
| FSID: | SPEC: | |
| D/C1: | QTY1: | SPEC REV: 6-Free |
| D/C2: | QTY2: | RoHS COMPLIANT |

2ND Level Interconnect
 1. Category e3
 2. Maximum safe temperature 200 deg C
 3. MSL 1
 FAIRCHILD SEMICONDUCTOR (BOXTNR) 6.1

Outer Box Barcode Label Sample

| | | |
|-------------------------------------|------|---------------------|
| PART ID: | LOT: | QTY: |
| | | 2013/02/01 08:33:54 |
| | D/C: | BG FS00130 |
| SM13B11526 | | (BBX) 1.2 |
| FAIRCHILD SEMICONDUCTOR CORPORATION | | |

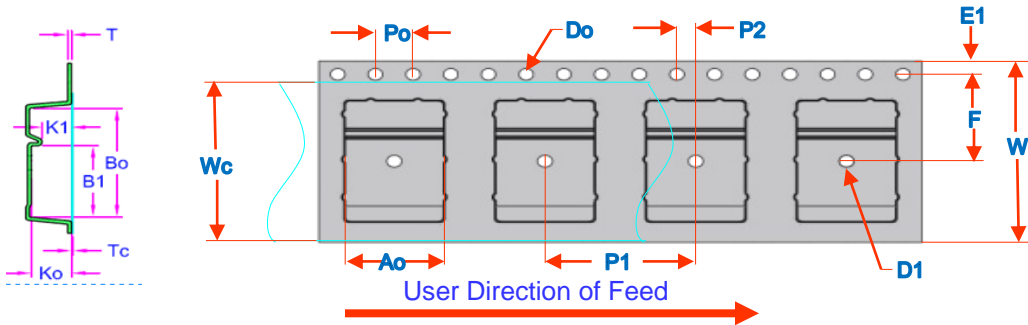
TO263-6L (DPAK), Tape Leader and Trailer Configuration: Figure 2.0



NOTES:

- A. ALL DIMENSION ARE IN MILLIMETERS UNLESS OTHERWISE SPECIFIED
- B. DRAWING FILE NAME: PKG-TO263A06REV2
- C. PLASTIC REEL W1 DIMENSION CONTROL LIMITS:
 8MM REEL = +/-1.0MM AND 12MM REEL AND ABOVE = +/- 1.5MM

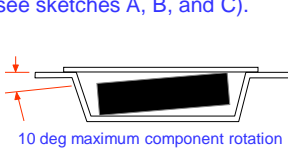
TO263-6L (DPAK), Embossed Carrier Tape Configuration: Figure 3.0



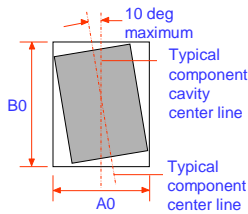
Dimensions are in millimeter

| Pkg type | Ao | Bo | B1 | W | Do | D1 | E1 | F | P1 | P2 | Po | Ko | K1 | T | Wc | Tc |
|--------------------|------------------|------------------|------------------|------------------|-----------------|-----------------|-----------------|------------------|------------------|-----------------|-----------------|-----------------|-----------------|-----------------|------------------|------------|
| TO263-2L (24mm) | 10.40 +/-0.10 | 15.90 +/-0.10 | 10.85 +/-0.10 | 24.00 +/-0.30 | 1.55 +/-0.05 | 1.60 +/-0.10 | 1.75 +/-0.10 | 11.50 +/-0.10 | 16.00 +/-0.10 | 2.00 +/-0.10 | 4.00 +/-0.10 | 4.80 +/-0.10 | 3.80 +/-0.10 | 0.30 +/-0.05 | 21.30 +/-0.10 | 0.1 max |

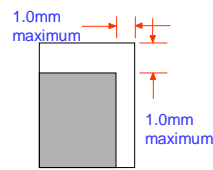
Notes: A0, B0, and K0 dimensions are determined with respect to the EIA/Jedec RS-481 rotational and lateral movement requirements (see sketches A, B, and C).



Sketch A (Side or Front Sectional View)
Component Rotation

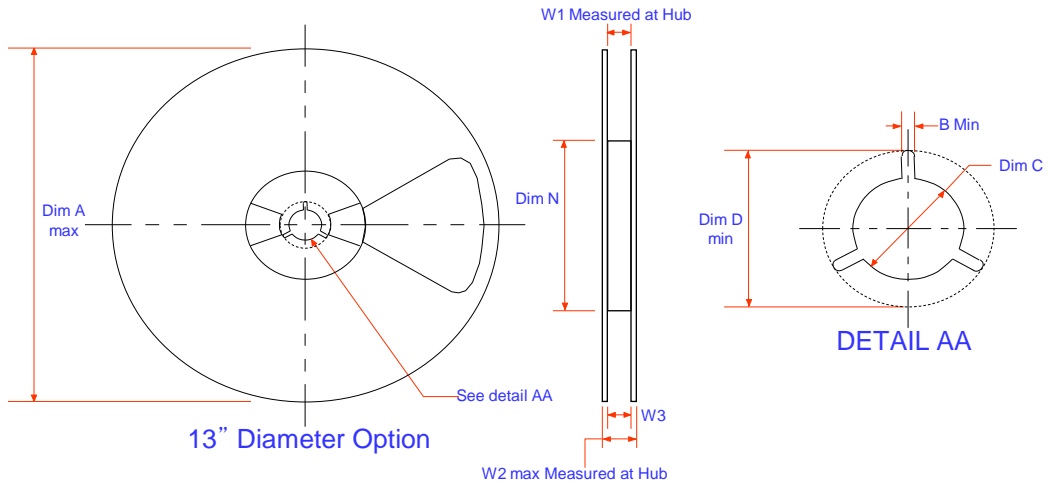


Sketch B (Top View)
Component Rotation



Sketch C (Top View)
Component lateral movement

TO263-6L (DPAK), Reel Configuration: Figure 4.0



Dimensions are in inches and millimeters

| Tape Size | Reel Option | Dim A | Dim B | Dim C | Dim D | Dim N | Dim W1 | Dim W2 | Dim W3 (LSL-USL) |
|-----------|-------------|-------|-------|--------------|-------|-------|-----------|--------|------------------|
| 24mm | 13" Dia | 330 | 1.5 | 13 +0.5/-0.2 | 20.2 | 100 | 24.4 +2/0 | 30.4 | 23.9 - 27.4 |

NOTES:

- A. ALL DIMENSION ARE IN MILLIMETERS UNLESS OTHERWISE SPECIFIED
- B. DRAWING FILE NAME: PKG-TO2632A06REV2
- C. PLASTIC REEL W1 DIMENSION CONTROL LIMITS:
8MM REEL = +/-1.0MM AND 12MM REEL AND ABOVE = +/- 1.5MM