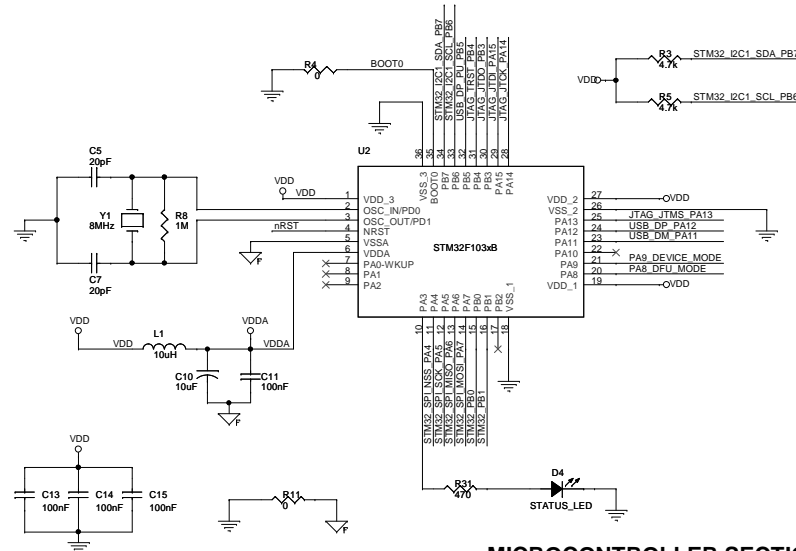
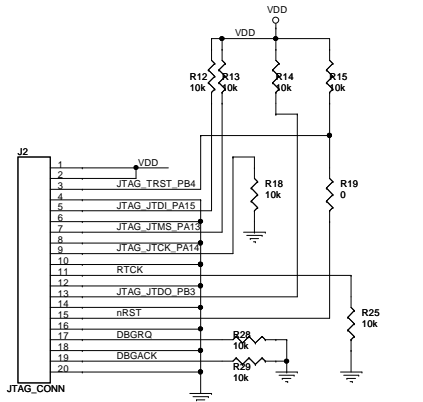


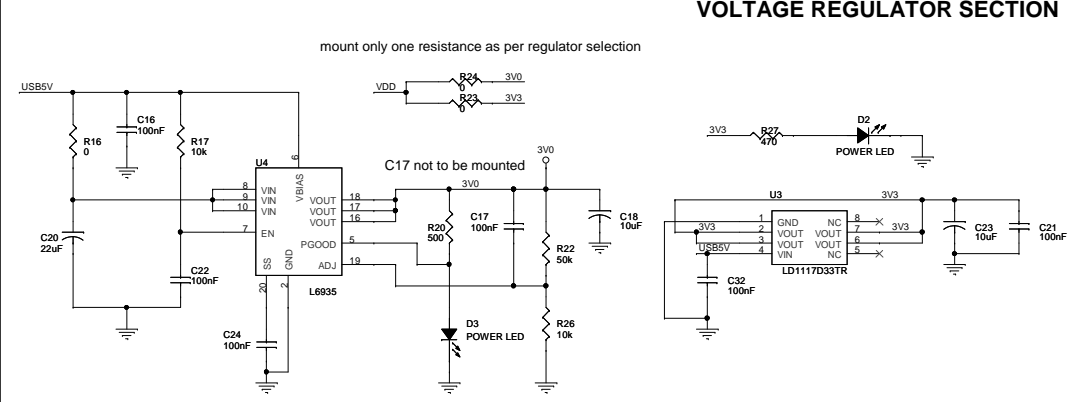
**TOUCH SCREEN CONTROLLER**



**MICROCONTROLLER SECTION**

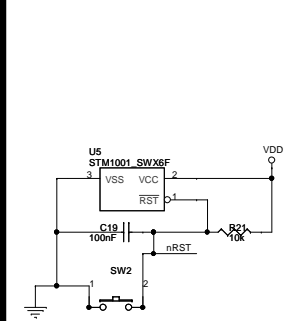


**JTAG CONNECTOR**

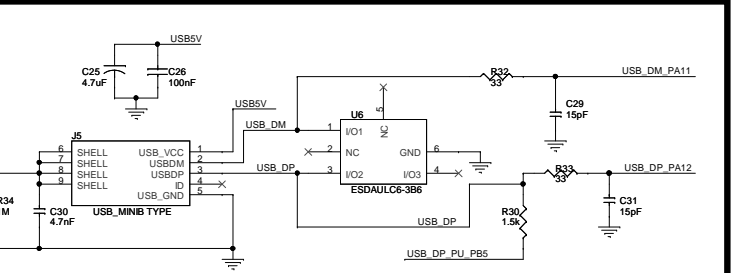


**VOLTAGE REGULATOR SECTION**

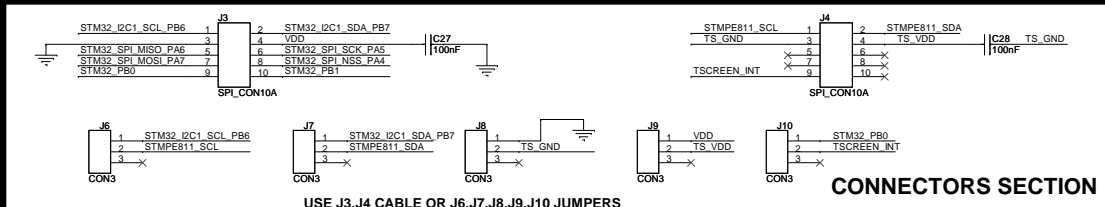
Demount D3,D5 to meet USB Suspend mode Current Specifications. Mount one regulator circuit on the board.



**RESET SECTION**

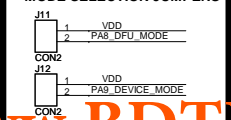


**USB SECTION**



**CONNECTORS SECTION**

**MODE SELECTION JUMPERS**



STMicroelectronics and/or its licensors do not warrant the accuracy or completeness of this specification or any information contained therein. STMicroelectronics and/or its licensors do not warrant that this design will meet the specifications, will be suitable for your application or fit for any particular purpose, or will operate in an implementation. STMicroelectronics and/or its licensors do not warrant that the design is production worthy. You should completely validate and test your design implementation to confirm the system functionality for your application.

WWW.ST.COM			
Title			
TOUCH SCREEN CONTROLLER			
Size	Document Number	Rev	
	STEVAl-ICB004V1	1	
Date:	Friday, October 23, 2009	Sheet	1 of 1