











SYMBOL	MILLIMETERS			NOTE
	MIN.	NOM.	MAX.	
A	2.70		3.40	
A ₁	0.40	0.50	0.60	
A ₂	2.30		2.80	
D/E	35.00 BASIC			
D ₁ /E ₁	33.00 REF			
e	1.00 BASIC			
Øb	0.50	0.60	0.70	
aaa			0.20	
ccc			0.35	
ddd			0.30	
eee			0.10	
M	34			2

NOTES:

1. ALL DIMENSIONS AND TOLERANCES CONFORM TO ANSI Y14.5M-1994
2. SYMBOL 'M' IS THE BALL MATRIX SIZE
3. CONFORMS TO JEDEC MS-034-AAR-1 (DEPOPULATED)

PK376_01_050609

Revision History

The following table shows the revision history for this document.

Date	Version	Description of Revisions
05/26/09	1.0	Initial Xilinx release.

Notice of Disclaimer

Xilinx regards this materials data to be correct but makes no guarantee as to its accuracy or completeness, including, but not limited to, with respect to its compliance with applicable environmental laws and regulations. Xilinx subcontracts the production, test and assembly of hardware devices to independent third-party vendors and materials suppliers ("Contractors"). All data provided hereunder is based on information received from Contractors. Xilinx has not independently verified the accuracy or completeness of this information which is provided solely for your reference in connection with the use of Xilinx products.